

EMERGING  
**STRONGER**



# GODREJ INDUSTRIES LIMITED

Performance Update – Q3 & 9M FY 2020-21

FEB 12, 2021

# DISCLAIMER

*“Some of the statements in this communication may be ‘forward looking statements’ within the meaning of applicable laws and regulations. Actual results might differ substantially or materially from those expressed or implied. Important developments that could affect the Company’s operations include changes in industry structure, significant changes in political and economic environment in India and overseas, tax laws, import duties, litigation and labour relations.”*

# PRESENTATION FLOW

- Results
  - Financial Highlights – Consolidated
  - Segment Performance
- Business Performance
  - Performance highlights including Subsidiaries and Associates
- Other information

# FINANCIAL HIGHLIGHTS – CONSOLIDATED

# FINANCIAL HIGHLIGHTS - CONSOLIDATED

Particulars (₹crore)	Q3 FY 2020-21	Q3 FY 2019-20	% Growth	9M FY 2020-21	9M FY 2019-20	% Growth
<b>Total Income</b>	<b>2,522</b>	<b>2,855</b>	<b>(12%)</b>	<b>7,210</b>	<b>8,584</b>	<b>(16%)</b>
<b>PBDIT *</b>	<b>384</b>	<b>396</b>	<b>(3%)</b>	<b>1,134</b>	<b>1,245</b>	<b>(9%)</b>
<b>Depreciation</b>	<b>62</b>	<b>59</b>		<b>180</b>	<b>173</b>	
<b>PBIT*</b>	<b>323</b>	<b>337</b>	<b>(4%)</b>	<b>954</b>	<b>1,072</b>	<b>(11%)</b>
<b>Interest</b>	<b>113</b>	<b>120</b>		<b>345</b>	<b>374</b>	
<b>Net Profit *# (Continuing Operations)</b>	<b>132</b>	<b>113</b>	<b>17%</b>	<b>349</b>	<b>353</b>	<b>(1%)</b>

\* Including share of profit in associates ;

# With share of profit in associate companies, post reduction of non-controlling interest.

**Net Profit  
(Discontinuing operations)**

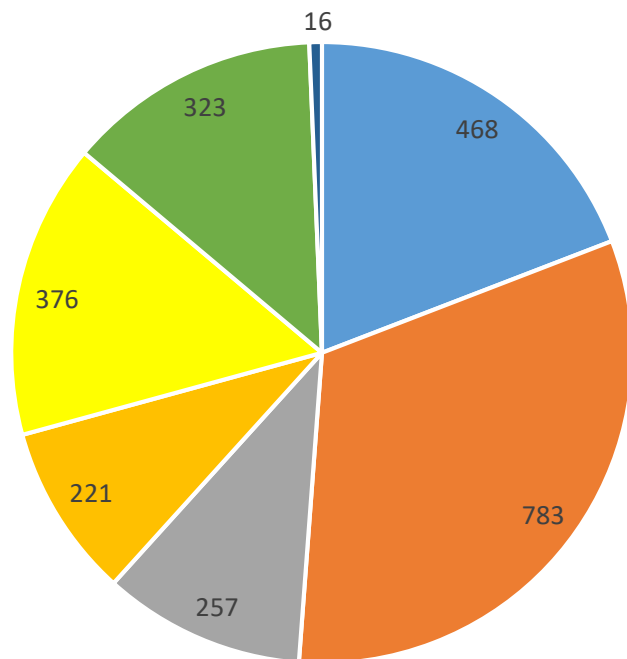
1

174

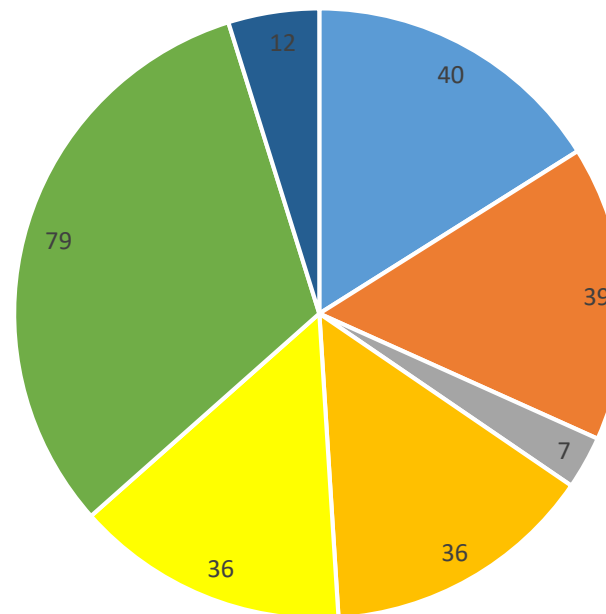
# **CONSOLIDATED RESULTS – SEGMENT PERFORMANCE**

# SEGMENT-WISE CONTRIBUTION TO FINANCIALS: Q3 FY 2020-21

Revenue \* (₹ crore)



PBIT \* (₹ crore)



\*excluding others segment.

■ CHEMICALS

■ DAIRY

■ VEG OILS

■ FINANCE & INVESTMENTS

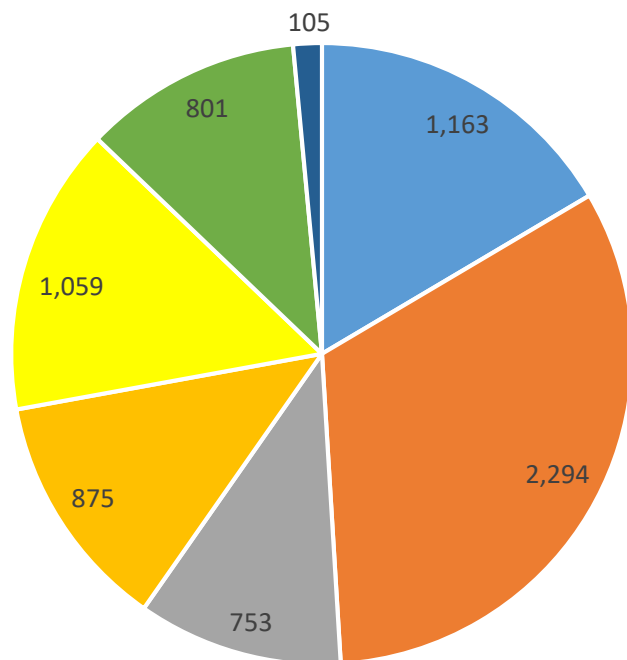
■ ANIMAL FEEDS

■ CROP PROTECTION

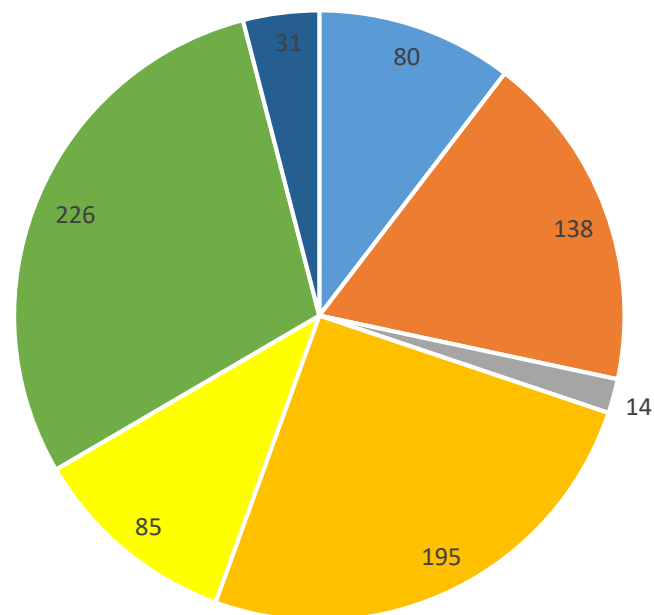
■ ESTATE & PROPERTY DEVELOPMENT

# SEGMENT-WISE CONTRIBUTION TO FINANCIALS: 9M FY 2020-21

Revenue \* (₹ crore)



PBIT \* (₹ crore)



\*excluding others segment.

■ CHEMICALS

■ DAIRY

■ VEG OILS

■ FINANCE & INVESTMENTS

■ ANIMAL FEEDS

■ CROP PROTECTION

■ ESTATE & PROPERTY DEVELOPMENT



**BUSINESS PERFORMANCE: Performance Highlights  
incl. subsidiaries, JVs and Associates**

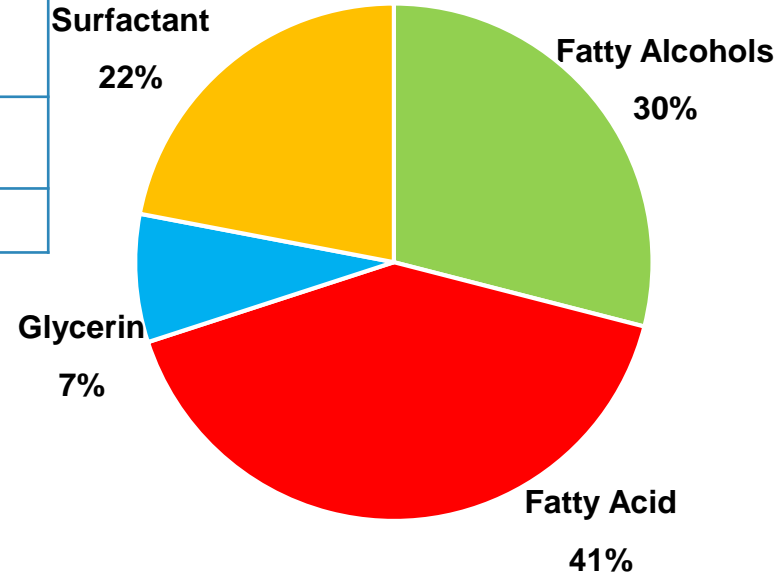


## Financial Highlights for Q3 & 9M 2020-21

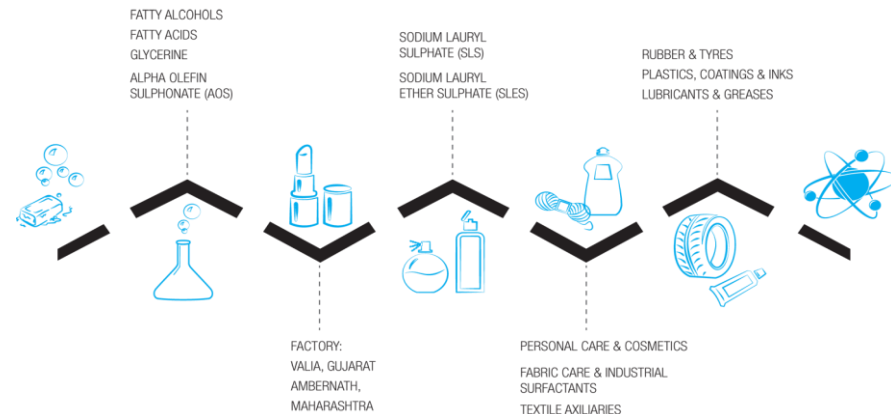
₹ crore	Q3 FY 20-21	Q3FY 19-20	9M FY 20-21	9M FY 19-20
Revenue	468	405	1,163	1,214
PBIT	40	35	80	102

- PBIT for Q3 FY21 increased by 14% as compared to Q3 FY20
- Revenues for Q3 FY21 increased by 16% as compared to Q3 FY20

## Product Portfolio Q3 FY 2020-21



Our Valia(Gujarat) Factory won the FGI Award “Excellence in Pollution Management & sustainable Practices”.



## Godrej Properties Limited (GPL) - Consolidated Financial Highlights:

₹ crore	Q3 FY21	Q3 FY20	9M FY21	9M FY20
Total Income	306	491	709	1,569
Net Profit after tax	14	47	2	168

## Business & Sales Highlights for Q3 FY 2020-21

- Q3 FY21 witnessed total booking value growth of 25% to ₹ 1,488 crore and total booking volume growth of 51% to 2.40 million sq. ft.
- Added 2 new projects with saleable area of ~4.1 million sq. ft. in Q3 FY21
- Delivered ~1.3 million sq. ft. across 2 cities in Q3 FY21
- Ranked #1 amongst listed global residential developers by the Global Real Estate Sustainability Benchmark (GRESB) in the 2020 GRESB Real Estate Assessment report
- Received 19 awards in Q3 FY21

## Godrej Agrovet Limited (GAVL) - Consolidated Financial Highlights

₹ crore	Q3 FY21	Q3 FY20	9M FY21	9M FY20
Total Income	1,539	1,792	4,834	5,367
Net Profit after tax	62	52	257	232

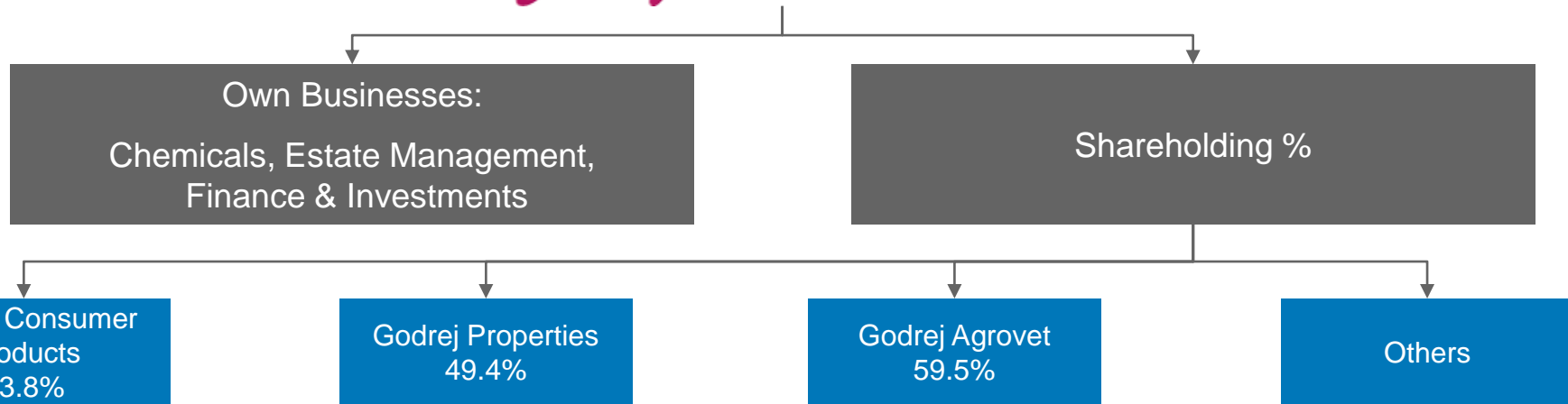
- **Animal Feed:** For Q3 FY21, segment result have posted growth of 9.1% supported by favorable input prices.
- **Vegetable Oil** White-fly attack has impacted the palm oil plantation in the current quarter. As a result, segment revenues and segment results declined by 16.6% and 30.0%, respectively in Q3FY21 as compared to corresponding quarter of the previous year.
- **Crop Protection Business:** In Q3FY21, Consolidated segment revenue remained flat however segment results for the quarter declined by 6% over the corresponding quarter of the previous year.
- **Dairy:** In Q3FY21 sales declined by 10.1% due to low institutional demand and low out-of-home consumption.



**OTHER INFORMATION**

# GODREJ INDUSTRIES LIMITED

## CORPORATE STRUCTURE



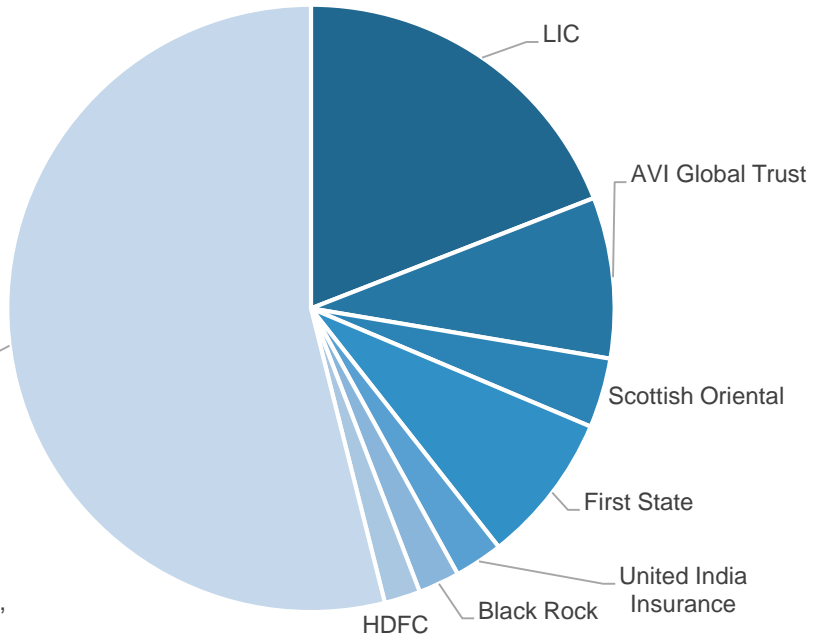
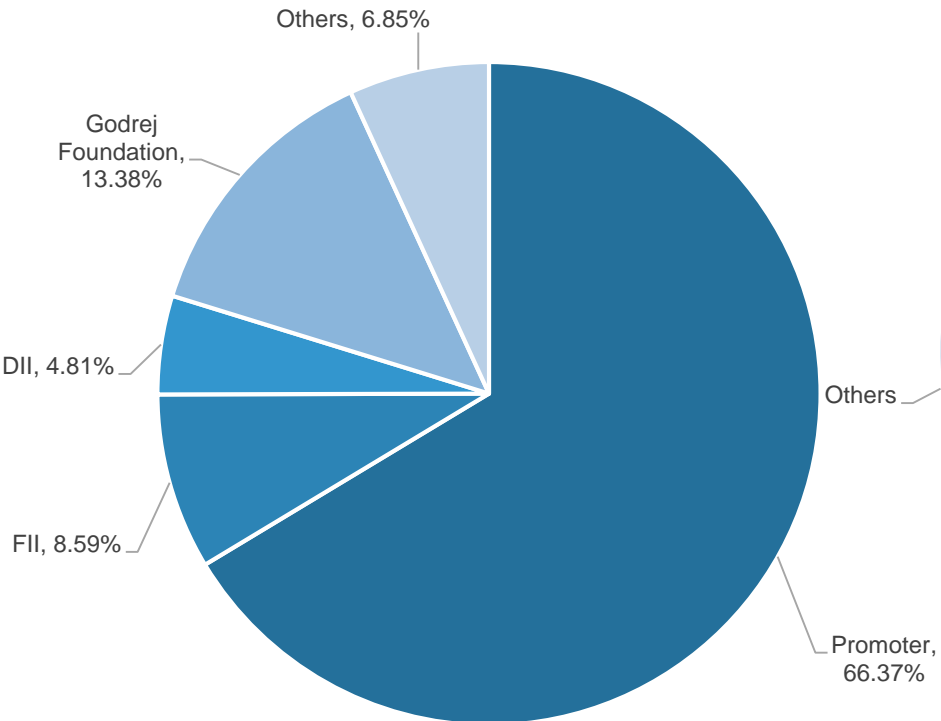
- Other investments

# SIGNIFICANT APPRECIATION IN INVESTMENT VALUE

Company	Business	Holding (%)	Investment at cost (₹ crore)	Market Value <sup>^</sup> of investment (₹ crore)
Godrej Consumer Products (GCPL)	FMCG, Personal and Household Care products	23.8%	1,366	17,972
Godrej Properties (GPL)	Real Estate and Property Development	49.4%	763	17,810
Godrej Agrovvet	Animal Feed, Agri-inputs, Poultry, Dairy & Oil Palm	59.5%	470	6,111
Godrej International	International Trading	100%	15	
Godrej International & Trading	International Trading & Investments	100%	4	
Others		--	21	
	<b>Total</b>		<b>2,639</b>	



# SHAREHOLDING PATTERN AS ON DEC 31, 2020



Major Institutional Investors



THANK YOU FOR YOUR TIME AND CONSIDERATION